



## INSIST ON GENUINE FACTORY PARTS PACKAGED WITH OUR A.N. LOGO



1972 Commando  
750 Com bat



1


Remove tank & seat. Disconnect battery and take out fuse.

### Fitting a Tri-Spark Ignition




2

Remove old trigger plate..




3

.. and rotor



4

Set engine to full advance (28 degree BTDC)

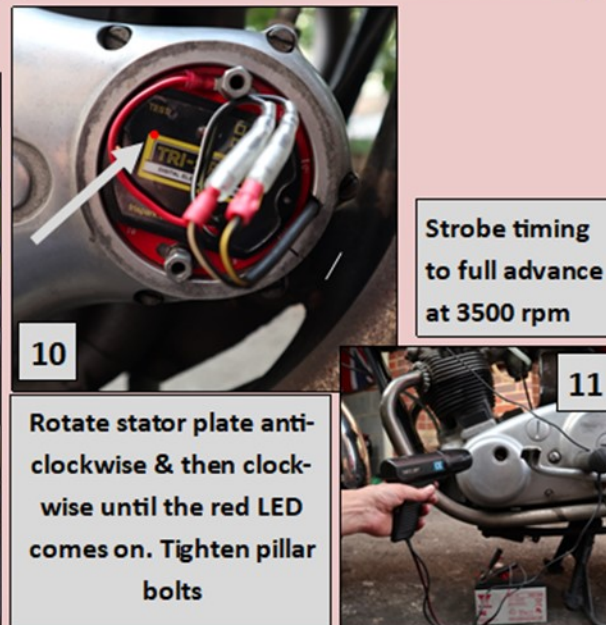
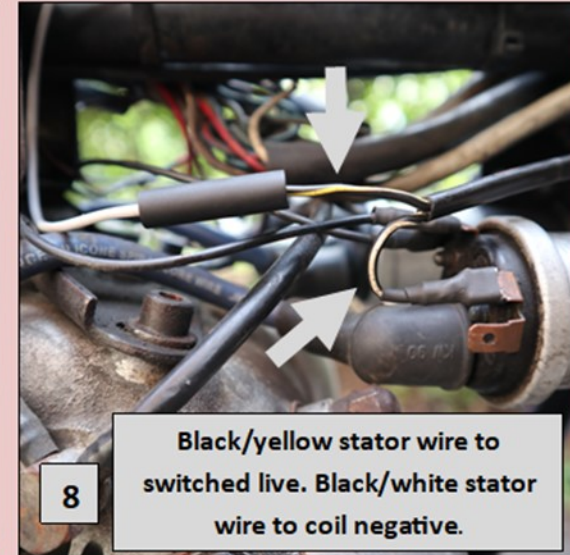

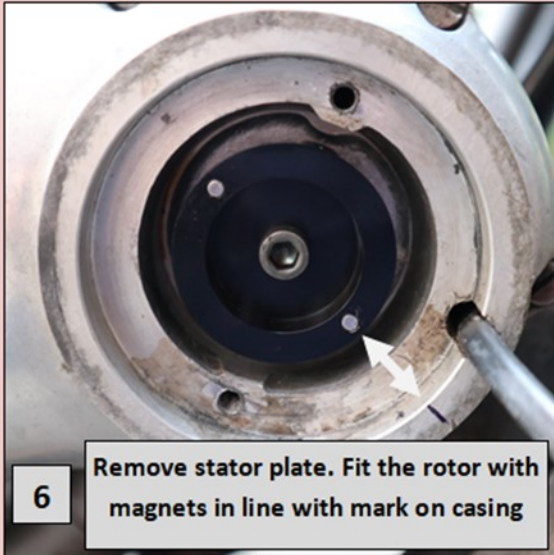


5

Loosely fit stator plate centrally in slots. Mark the casing next to 'B' line



## INSIST ON GENUINE FACTORY PARTS PACKAGED WITH OUR A.N. LOGO



Strobe timing to full advance at 3500 rpm

